


Alva-AH700 LED Electronic Driver

700mA Constant Current Output



Description

The Alva-AH700 Constant Current Output drivers provide the 700mA constant DC current output required to enhance the long life and optimum operation of high brightness LEDs.

The Alva-AH700 is included in the Alva family, which covers all high power LED drivers.

The Alva family have Alva-ADH20, Alva-AH350, Alva-AH700, Alva-ADL350A, Alva-DL350A and other customized CCDs such as Alva-AH1050 and Alva-AH1400.

Features

- Small/Compact size
- DC constant current output
- Power Efficiency
- Reliability
- Short and open circuit protected
- Fully isolated output
- Can be integrated into any LED lighting system
- Compliant with all colours of standard and custom high power light sources

Benefits

- Light weight
- Enhance the value of your products
- Provides flexibility to designers
- Support all LEDs
- It is a hazard free product
- It can be integrated in practically any LED lighting system
- Facilitates new fixture design
- Facilitates low profile fixture design
- No binning of LEDs results in cost savings
- Allows use in any indoor and outdoor applications
- Drivers last as long as LEDs
- Optimisation of the usage of the system power

Typical Applications

- Reading lights (Desk)
- MR-16
- Architectural lighting
- Garden lighting
- Rough service lighting
- Display Cases
- Marker & Orientation lights
- Reading lamps
- Cove lighting
- Cornice lighting
- Landscape lighting
- Refrigeration
- Vending machine lighting
- Wall sconces
- Under-cabinet lighting
- Spots Lights
- Signalling
- Fibre Optic systems
- Point of Sale
- Signage

Alva-AH700 LED Electronic Driver

700mA Constant Current Output

Selection Guide	
Part Number	Description
Alva_AH700	85~264VAC/ 18W/700mA Alva LED Driver

Note:

1. The output power is typically 18W but may exceed 18W conditionally. (Contact our engineer for the detail)

Electrical characteristics		
<i>Input</i>		
Parameter	Min	Max
Input Voltage Range	85Vac	264Vac
Input Frequency	47Hz	63Hz
Input Current	N/A	2.0A-115Vac/60Hz
Efficiency		Typical 80%~85%
<i>Output</i>		
Parameter	Min	Max
Output Current	700mA+/-10%	
Output Voltage Range	3.0Vdc	45.0Vdc

Notes:


1. Electrical characteristics at 25 °C ambient temperature.

Environmental Ratings		
Parameter	Min	Max
Operating Ambient Temperature	-10	60
Storage Ambient Temperature	-20	80

Driver wiring Diagram

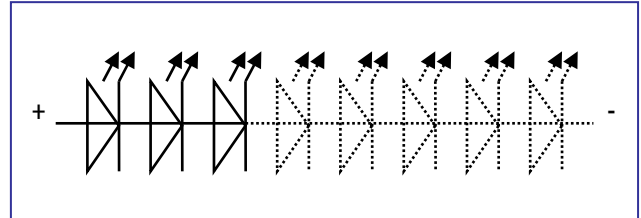
Dimension : 60mm (L) x 48mm (W)

Note: the dimension, shape and layout can be customized in order to fit your mechanical design.



Configuration arrays when using 3W/5W LEDs with Alva Drivers:

With the 700mA Output Current Alva:



To drive at 700mA/LED: from 1 to 10(3W)/5(5W) LEDs in series

Notes:

1. The number of LEDs in series depends on the forward voltage, V_f , of the LEDs, and may be more than 10 LEDs in series conditionally. (Contact our engineer for the detail)
2. The R, G, B and other colour LEDs can be mixed in series.

Important: Please contact our engineer to ensure installation and maintenance are properly executed to obtain maximum performance, efficiency and durability from the LED lighting product.

Disclaimer: While every care has been taken with the details on this specification sheet, we accept no responsibility for any inaccuracies and reserves the right to change these specifications without notice to always ensure that you are receiving a superior product.