

**FUJI CO., LTD**

1F, NO.32, JIANGUO N. RD., JUNGLI CITY.TAOYUAN, TAIWAN 320, R.O.C.

TEL : 886-3-425-4927

FAX : 886-3-426-9652

# **SPECIFICATION**

**P/N: LCT-MD1004-01U**

## FUJI CO., LTD


1F, NO.32, JIANGUO N. RD., JUNGLI CITY.TAOYUAN, TAIWAN 320, R.O.C.

TEL : 886-3-425-4927

FAX : 886-3-426-9652



+



### Description



The **LCT-MD1004-01U** is the **Alva-AH350-08** LED Driver, which is a Constant Current Output driver with universal AC input (85~264Vac) provides the 350mA constant DC current output, integrated with 1 or 2 or 3 or 4.....or 10 pcs of compact LED Waterproof Module of **LC-MD1004-01**, which is composed by 1W Luxeon High Power LED, die-cast aluminum base, and precise focus lens. This modular product can be simple and compact light sources of LED luminaries or fixtures. With unique aluminum base, the heat is efficiently managed at preferable working temperature, thus enable LEDs having stable light output and lifetime. The LED is encapsulated in a unique structure to conform class IP66 protection. This unit offers easy and convenient design solutions to both lights manufacturer and lighting designer. *Other size, other LED, other colour pattern, and other array layout are available on request.*

### Features

- IP66 Waterproof.
- Robust, 1W high power solid state lighting.
- Unique shape, ultra slim, hidden source.
- Good heat dissipation.
- Dynamic, vivid colors.
- Low voltage operation.
- The heat is efficiently managed at preferable working temperature.
- Small/Compact size.
- Easy for being retrofitted into existing traditional lighting fixture and indoor/outdoor lighting system.

### Benefits

- Long lifetime, free of maintenance
- To offer easy and convenient design solutions
- Have flexible configurations including Warm white, White, Red, Green, Blue, Amber and RGBW mixed and other customized configuration
- Light weight
- Enhance the value of your products
- Provides flexibility to designers
- It is a hazard free product
- It can be integrated into existing lighting system
- Facilitates new fixture design
- Facilitates low profile fixture design

### Materials

- **LED** : High power high brightness Luxeon 1W.
- **Metal base** : Extrusion Aluminum.
- **Lens** : High Optical grade High transparency PMMA.
- **Cover cap** : Polycarbonate.
- **Wire** : Teflon wire 24AWG.
- **Screw** : Stainless.

## FUJI CO., LTD

1F, NO.32, JIANGUO N. RD., JUNGLI CITY.TAOYUAN, TAIWAN 320, R.O.C.

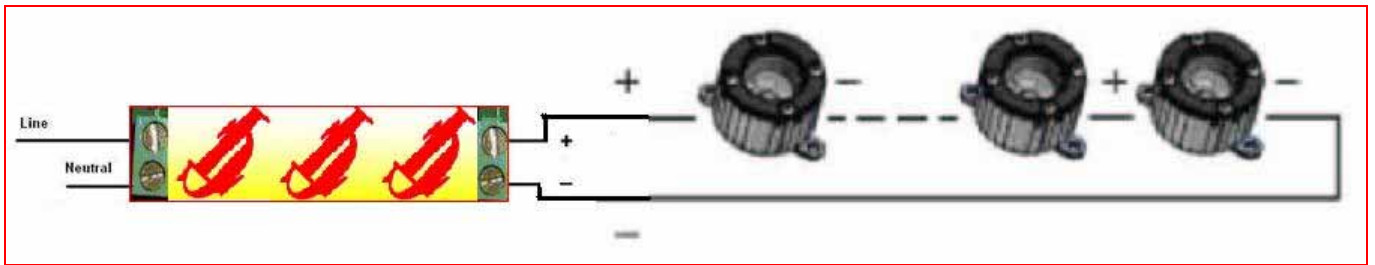
TEL : 886-3-425-4927

FAX : 886-3-426-9652

### Typical Applications

- Architectural lighting
- Garden lighting
- In-ground lights.
- Floodlight.
- Cove lighting
- Cornice lighting
- Landscape lighting
- Under-Water lighting
- Vending machine lighting
- Wall sconces
- Under-cabinet lighting
- Projectors
- Decorative lights
- Pool/fountain lights

### Driver wiring Diagram (Alva-AH350-08 LED Driver +LC-MD1001-01 1W LED Waterproof Module)



### Selection Guide

Part Number	Description
LCT-MD1004-01U-1WW-XXX	1W Warm White Waterproof Module
LCT-MD1004-01U-1W-XXX	1W White Waterproof Module
LCT-MD1004-01U-1R-XXX	1W Red Waterproof Module
LCT-MD1004-01U-1G-XXX	1W Green Waterproof Module
LCT-MD1004-01U-1B-XXX	1W Blue Waterproof Module
LCT-MD1004-01U-1A-XXX	1W Amber Waterproof Module
LCT-MD1004-01U-XX-XXX	1W Customized Waterproof Module

Note:

1. The XX is the project code of the customized products.
2. The XXX is the lens options as following:

S10	10° Acrylic lens with Smooth surface
S15	15° Acrylic lens with Smooth surface
S20	20° Acrylic lens with Smooth surface
R25	25° Acrylic lens with Rough/ball surface
R45	45° Acrylic lens with Rough/ball surface

### Electrical characteristics

#### Input

Parameter	Min	Max
Input Voltage Range	85Vac	264Vac
Input Frequency	47Hz	63Hz
Input Current	N/A	N/A
Efficiency	Typical 80%~85%	

Note:

The **Input Current** is depended on the LEDs that you have selected.  
(Contact our engineer for the detail)

### Environmental Ratings

Parameter	Min	Max
Operating Ambient Temperature	-20	60
Storage Ambient Temperature	-20	80

**FUJI CO., LTD**

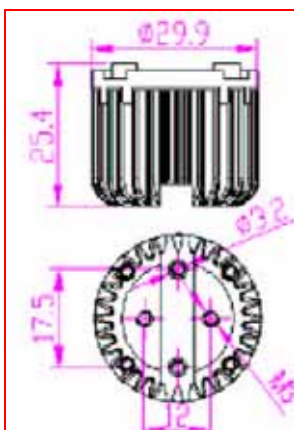
1F, NO.32, JIANGUO N. RD., JUNGLI CITY.TAOYUAN, TAIWAN 320, R.O.C.  
 TEL : 886-3-425-4927  
 FAX : 886-3-426-9652

**LED Selection (per Luxeon from LUMILEDS)**

Color	Radiation pattern	Dominant wavelength nm	LED Watts
Red	Batwing/ Lambertian / Side emitting	625	1
Amber		590	1
Green		530	1
Blue		470	1
White		5500 K	1
Warm White	Batwing	3000 – 3500 K	1

**Drawing and Diagram**

**#1: LC-MD1004-01 1W LED Waterproof Module**



**#2: Alva-AH350-08 LED Driver (120mm\*20mm)**



**Important:** Please contact our engineer to ensure installation and maintenance being properly executed to obtain maximum performance, efficiency and durability from the LED lighting product.

**Disclaimer:** While every care has been taken with the details on this specification sheet, we accept no responsibility for any inaccuracies and reserve the right to change these specifications without notice to always ensure that you are receiving a superior product.